

# ENFORCER®

## MVA-TH01Q

### Composite-to-HDMI Converter with Scaler

### Manual



**HDMI**®  
HIGH-DEFINITION MULTIMEDIA INTERFACE



- Converts composite video and stereo audio to 720p or 1080p HDMI
- Supports NTSC, PAL, and SECAM video inputs
- Supports up to 1080p on HDMI output
- Stereo audio input
- Switch for switching between 720p and 1080p upscaling
- Plug and play operation

**SECO-LARM® SLI**

FC CE RoHS

# ENFORCER Composite-to-HDMI Converter with Scaler

## Introduction:

The MVA-TH01Q Composite-to-HDMI Converter with Scaler allows the user to convert video from analog devices with composite (RCA) outputs on HDMI displays. Active operation allows the conversion of formats as large as 1920x1080. The MVA-TH01Q also has a L/R analog stereo input allowing the conversion of audio as well.

## Specifications:

Model	MVA-TH01Q
Video formats supported	NTSC / PAL / SECAM
Video input signal	1Vp-p
Audio formats supported	Stereo
Output amplifier bandwidth	1.65Gbps
Output video resolutions	720p/1080p
Output vertical frequency	60Hz
Output DDC signal	5V
Input video connector	RCA Female
Input audio connector	RCA Female
Output video connector	HDMI Type-A 19-pin female
Power supply	5VDC (USB)
Operating temperature	32°~104° F (0°~40° C)
Operating humidity	20~90% RH (no condensation)
Dimensions	2 <sup>3</sup> / <sub>8</sub> "x2 <sup>1</sup> / <sub>8</sub> "x1 <sup>3</sup> / <sub>16</sub> " (60x54x20 mm)
Weight	1.4oz (40g)

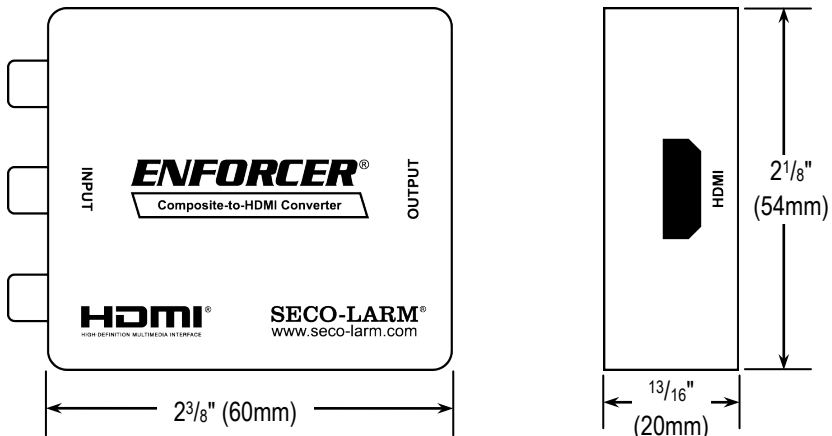
## Parts List:

1x Composite-to-HDMI Converter with Scaler

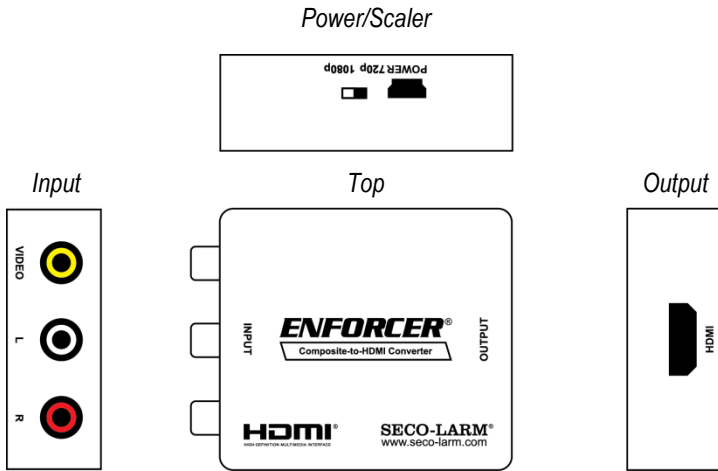
1x USB Power cable

1x Manual

## Dimensions:



## Overview:



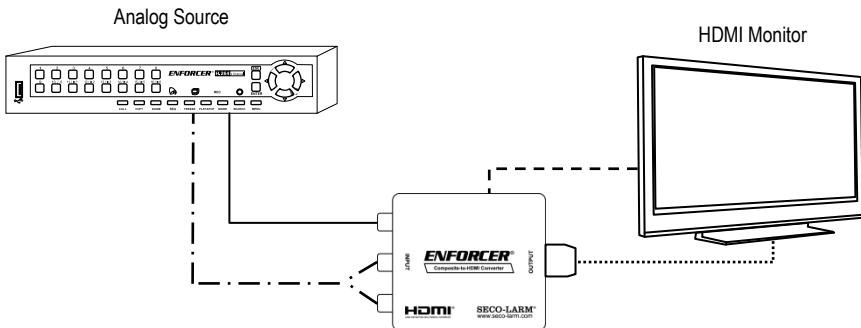
## Installation:

1. Decide where the MVA-TH01Q will be installed.
2. Connect a composite RCA cable from the analog source to the composite RCA input of the MVA-TH01Q.
3. Connect a stereo audio cable from the source device to the audio input of the MVA-TH01Q.
4. Connect a HDMI cable from the HDMI monitor to the output of the MVA-TH01Q.
5. Using the included USB cable, connect the MVA-TH01Q power to a powered USB port on the analog source or HDMI monitor.
6. Select either 720p or 1080p output using the select switch on the side.
7. Switch on the analog source and HDMI monitor to verify that the system is functioning properly.

## Sample Application:

### Cable Legend:

	Composite		USB
	Stereo		HDMI



# ENFORCER Composite-to-HDMI Converter with Scaler

## Troubleshooting:

HDMI Device does not function correctly.

- Make sure the converter is powered.
- Make sure the input and output devices are powered.
- Test the cables separately to make sure they are functioning.
- Make sure that you are trying to convert composite to HDMI. The MVA-TH01Q does not convert HDMI to composite.

## Also Available from SECO-LARM:



**MVE-AH010Q**  
HDMI Extender over Dual  
Cat5e/6



**MVE-AH030Q**  
HDMI Extender over Single  
Cat5e/6



High-Speed  
HDMI Cables



**MVS-AH31-01NQ**  
**MVS-AH51-01NQ**  
4K HDMI Switchers



**MVD-AH12-01Q**  
**MVD-AH14-01Q**  
**MVD-AH18-01Q**  
4K HDMI Splitters



**MVE-AH030AQ**  
Basic HDMI Extender over  
Single Cat5e/6

HDMI, the HDMI Logo and High-Definition Multimedia Interface are trademarks or registered trademarks of HDMI Licensing LLC in the United States and other countries.

**WARRANTY:** This SECO-LARM product is warranted against defects in material and workmanship while used in normal service for one (1) year from the date of sale to the original customer. SECO-LARM's obligation is limited to the repair or replacement of any defective part if the unit is returned, transportation prepaid, to SECO-LARM. This Warranty is void if damage is caused by or attributed to acts of God, physical or electrical misuse or abuse, neglect, repair or alteration, improper or abnormal usage, or faulty installation, or if for any other reason SECO-LARM determines that such equipment is not operating properly as a result of causes other than defects in material and workmanship. The sole obligation of SECO-LARM and the purchaser's exclusive remedy, shall be limited to the replacement or repair only, at SECO-LARM's option. In no event shall SECO-LARM be liable for any special, collateral, incidental, or consequential personal or property damage of any kind to the purchaser or anyone else.

**NOTICE:** The SECO-LARM policy is one of continual development and improvement. For that reason, SECO-LARM reserves the right to change specifications without notice. SECO-LARM is not responsible for misprints. Trademarks are the property of SECO-LARM U.S.A., Inc. or their respective owners.

Copyright © 2016 SECO-LARM U.S.A., Inc. All rights reserved. This material may not be reproduced or copied, in whole or in part, without the written permission of SECO-LARM.

## SECO-LARM® U.S.A., Inc.

16842 Millikan Avenue, Irvine, CA 92606

Phone: (949) 261-2999 | (800) 662-0800

Website: [www.seco-larm.com](http://www.seco-larm.com)

Email: [sales@seco-larm.com](mailto:sales@seco-larm.com)



MI\_MVA-TH01Q\_160425.docx