

# SNC-WR632

Network Rapid Dome Full HD Camera - W Series

**SONY**  
make.believe

## Outdoor Unitized 1080/60p Rapid Dome Camera Powered by IPELA ENGINE™ PRO Technology

- Maximum resolution of 1920 x 1080 pixels with the Exmor® CMOS sensor
- Powerful 30x optical zoom capability
- Extremely Wide Dynamic Range to 130dB achieved with View-DR® technology
- Industry-leading levels of panning performance with a pan speed of 700°/s
- Gyroscopic Image Stabilizer
- Focal Plane Distortion Correction technology
- Defog Image Processing feature
- High frame rate of 60 frames per second (fps)
- IK10-rated vandal-resistant and IP66-rated water-resistant/dust-tight features



### KEY FEATURES

- IPELA ENGINE PRO signal processing system developed based on Sony's unique signal processing and intelligent video analytics technologies to provide unique features such as a high frame rate, View-DR, XDNR®, DEPA® Advanced, Gyroscopic Image Stabilizer, Focal Plane Distortion Correction, and Defog Image Processing
- Industry's leading 30x optical zoom capability to shoot various scenes over an extremely wide area, allowing capture of high-resolution images even from a great distance
- View-DR - Sony's innovative wide dynamic range technology - to capture objects clearly and adaptively even under very harsh, severe backlight or highlight conditions

**IPELA**  
**ENGINE PRO**

**View-DR**



OFF



ON

Actual Images



- Gyroscopic Image Stabilizer to help minimize the effect of camera shake or vibration to reduce image blur
- Focal Plane Distortion Correction technology to correct any image distortion generated in a scene by the CMOS sensor focal plane phenomenon
- Defog Image Processing feature to help clear up fog, mist or haze in a scene to achieve a more visible image
- DEPA Advanced Intelligent Video Analytics to trigger an alarm based on user-defined rules




- Visibility Enhancer (VE) to optimize the brightness and color reproduction of an image dynamically on a pixel-by-pixel basis while continuously adapting to the scene within the given dynamic range
- XDNR (eXcellent Dynamic Noise Reduction) technology for clear images with virtually no motion blur under low illumination



OFF



ON



Actual Images

- High frame rate of 60 fps to provide smoother and less blurry moving pictures
- IK10-rated vandal-resistant feature to help protect the camera from destructive behaviors
- IP66-rated water-resistant and dust-tight feature for outdoor surveillance, and for indoor use where water ingress may pose an issue
- Picture mode selectable from a range of camera scenes in the settings menu to optimize picture quality in various applications
- True D/N (Day/Night) function to switch to Day or Night mode depending on the light level
- VBR (variable bitrate) or CBR (constant bitrate) compression mode selectable to correspond with various network conditions
- Edge Storage function to record video and audio data with an SD/SDHC card attached to the camera
- Easy initial network settings by supplied SNC Easy IP Setup Guide application
- Built-in HTML viewer compatible with most Smartphones
- ONVIF™ (Open Network Video Interface Forum) Profile S conformance software that ensures greater interoperability and more flexibility in building multiple-vendor systems



**IPELA**™

## SPECIFICATIONS

SNC-WR632	
<b>Camera</b>	
Image Sensor	1/2.8-type progressive scan Exmor™ CMOS sensor
Number of Effective Pixels	Approx. 2.38 Megapixels
Signal System	NTSC
Sync System	Internal synchronization
Minimum Illumination (50 IRE)	Color: 1.4 lx (F1.6, View-DR OFF, VE OFF, AGC ON, 1/30 s, 30 fps) B/W: 0.15 lx (F1.6, View-DR OFF, VE OFF, AGC ON, 1/30 s, 30 fps)
Minimum Illumination (30 IRE)	Color: 1.0 lx (F1.6, View-DR OFF, VE OFF, AGC ON, 1/30 s, 30 fps) B/W: 0.1 lx (F1.6, View-DR OFF, VE OFF, AGC ON, 1/30 s, 30 fps)
Dynamic Range	Equivalent to 130 dB with View-DR technology
S/N Ratio	More than 50 dB (Gain 0 dB)
Gain	Auto/Manual (-3 dB to +48 dB)
Shutter Speed	1/1 s to 1/10,000 s
Exposure Control	Full auto, Shutter priority, Iris priority, Manual
White Balance	ATW, ATW pro, Indoor, Outdoor, Fluorescent, Mercury lamp, Sodium vapor lamp, Metal halide lamp, White LED, One push, Manual
Lens	Auto-focus zoom lens
Powered Zoom	Yes
Zoom Ratio	Optical zoom 30x Digital zoom 12x Total zoom 360x
Powered Focus	Yes
Auto Focus	Yes
Horizontal Viewing Angle	65.0° to 2.3°
Vertical Viewing Angle	36.6° to 1.3°
Focal Length	f = 4.3 mm to 129.0 mm
F-Number	F1.6 (Wide) to F4.7 (Tele)
Minimum Object Distance	300 mm
Pan/Tilt Angle (Powered)	360° endless rotation/220°
Pan Speed	700°/s (max.) <sup>*1</sup>
Tilt Speed	700°/s (max.) <sup>*1</sup>
Number of Preset Positions	256
Number of Tour Programs	5
<b>Camera Features</b>	
Day/Night	True D/N
e-Flip	Yes
Wide-D	View-DR
Tone Correction	Visibility Enhancer (VE)
Deblur Image Processing	Yes <sup>*2</sup>
Noise Reduction	XDNR
Image Stabilizer	Gyroscopic Image Stabilizer
Picture Mode	Yes
Privacy Masking (number)	12
Privacy Masking (shape)	Quadrangle
Privacy Masking (color/effect)	Opaque: 14 colors (Black, White, Red, Green, Blue, Cyan, Yellow, Magenta, Gray (6 scales)), Mosaic
Edge Storage	Yes
Image Memory	Yes
Memory Size for Image Memory	Approx. 16 MB
Memory Size for Pre/Post Buffer	Approx. 8 MB
Voice Alert	Yes
Vandal Resistant	IK10
Ingress Protection	IP66
Superimpose Number	3 independent positions for characters (Codec, Date & Time, Event, Direction, Text (max. 64 characters)), 1 independent position for logo marks
Superimpose Language	English
Menu Language	English, Japanese, Chinese (simplified), Chinese (traditional), French, Spanish, German, Italian, Korean, Portuguese, Russian, Arabic, Hindi, Vietnamese, Thai
Smartphone viewer	Yes
<b>Video</b>	
Resolution	1920 x 1080, 1280 x 720, 1024 x 576, 720 x 576, 720 x 480, 704 x 576, 640 x 480, 640 x 360, 352 x 288, 320 x 180, (H.264, JPEG)
Compression Format	H.264 (High/Main/Baseline Profile), JPEG
Maximum Frame Rate	H.264: 60 fps (1920 x 1080) JPEG: 60 fps (1920 x 1080)
Bitrate Compression Mode	CBR/VBR (selectable)
Range of Bitrate Setting	64 Kbps to 32 Mbps
Bandwidth Control	JPEG
Multi Streaming Capability	Triple streaming
Number of Clients	20
<b>Intelligent Video Analytics</b>	
Analytics Architecture	DEPA Advanced
Intelligent Motion Detection	Yes
Face Detection	Yes
Tamper Alarm	Yes
Scene Analytics	Passing, Intrusion, Left Object Detection, Removed Object Detection
<b>Audio</b>	
Compression Format	G.711/G.726/AAC (16 kHz, 48 kHz)
<b>System Requirements</b>	
Operating System	Windows XP (32 bit) Professional Edition Windows Vista (32 bit) Ultimate, Business Edition Windows 7 (32/64 bit) Ultimate, Professional Edition Windows 8 Pro (32/64 bit) Microsoft DirectX 9.0c or higher
Processor	Intel Core i7 2.8 GHz or higher
Memory	2 GB or more
Web Browser	Microsoft Internet Explorer Ver. 7.0, Ver. 8.0, Ver. 9.0, Ver. 10.0 Firefox Ver. 19.02 (plug-in free viewer only) Safari Ver. 5.1 (plug-in free viewer only) Google Chrome Ver. 25.0 (plug-in free viewer only)

SNC-WR632	
<b>Network</b>	
Protocols	IPv4, TCP, UDP, ARP, ICMP, IGMP <sup>*3</sup> , HTTP, DHCP, DNS, NTP, RTP/RTCP, RTSP over TCP, SMTP over HTTP, IPv6, HTTPS, SNMP (v1, v2c, v3), SSL
QoS	DSCP
Multicast Streaming Support	Yes
ONVIF Conformance	Profile S
Authentication	IEEE 802.1X
<b>Interface</b>	
Analog Video Output	BNC x1, 1.0 Vp-p, 75 Ω, unbalance, sync negative
Microphone Input	Mini jack (monaural), MIC IN/LINE IN: 2.5 V DC plug-in power
Line Input	Mini jack (monaural)
Line Output	Mini jack (monaural), Maximum output level: 1 Vrms
Network Port	10BASE-T/100BASE-TX (RJ-45)
Alarm Input (Sensor Input)	x4, make contact, break contact
Alarm Output	x2, 24 V AC/DC, 1 A (mechanical relay outputs electrically isolated from the camera)
Serial Interface	RS-422/RS-485 (PELCO D protocol)
Card Slots	SD Card x 1
Confirmed SD Card Type	4/8/16/32GB SDHC (no support for SDXC)
<b>General</b>	
Power Requirements	HPoE+ <sup>*4</sup> , AC 24 V
Power Consumption	80.0 W max.
Operating Temperature	-40 °F to +122 °F (-40 °C to +50 °C) (AC 24V) 23 °F to +122 °F (-5 °C to +50 °C) (HPoE+) <sup>*4</sup>
Cold Start Temperature	-40 °F to +122 °F (-40 °C to +50 °C) (AC 24V) 32 °F to 122 °F (0 °C to +50 °C) (HPoE+) <sup>*4</sup>
Storage Temperature	-4 °F to +140 °F (-20 °C to +60 °C)
Operating Humidity	20% to 80%
Storage Humidity	20% to 95%
Built-in Heater	Yes
Dimensions (W x H x D)	ø8 3/4 inches x 12 7/8 inches (ø222.0 mm x 324.1 mm)
Weight	Approx. 9 lb 0.6 oz (4.1 kg)
External Material	Dome cover: PC Top sunshade: PC Coupling: ADC12 Top cabinet: ADC12 Sun shade: PC Dome flange: ADC12
External Color	Top sunshade: 6.4GY 8.0/0.3 Coupling: 3.6GY 8.4/0.3 Top cabinet: 3.6GY 8.4/0.3 Sun shade: 6.4GY 8.0/0.3 Dome flange: 3.6GY 8.4/0.3
Safety Regulations	JATE Technical Standard (LAN) UL2044, IEC60950-1 (CB) VCCI (Class A), FCC (Class A), IC (Class A) Emission: EN55022 (Class A) + EN50130-4 Immunity: EN55022 (Class A) + EN55024 Emission: AS/NZS CISPR22 (Class A) KCC EMC-TR
Supplied Accessories	CD-ROM (supplied programs) (1) Installation Manual (1) Dome cover (1) Top sunshade (1) Coupling (1) Wire-fixing belt (1) Wire bracket (1) Bolts (2) Power supply connector 3-pin (1) I/O harness 14-pin (1) Harness band (1) Band mount (1) Connection cord (with BNC) (1)
Optional Accessories	YFLDR6325 (Dome Cover Smoked)

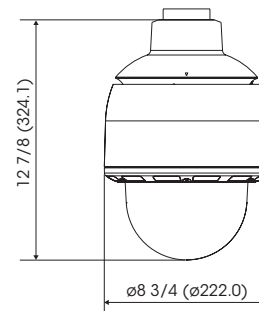
<sup>\*1</sup> Available when the preset mode is ON.

<sup>\*2</sup> Available by software upgrade.

<sup>\*3</sup> SSM (Source Specific Multicast) is supported.

<sup>\*4</sup> Power supply is generated from PowerDesine® 9501G by using 4 wires.

## DIMENSIONS



Unit: inches (mm)