

Acoustic Glassbreak Sensor

Recessed ShatterPro™ II and Accessories
5820A Series

Overview

The 5820A Series Recessed ShatterPro™ II is designed for use when sensor appearance is a consideration. The 5820A recessed model can be mounted directly into the wall or ceiling or can be used with the single gang box accessory. A trim ring is included.

Using our patented Pattern Recognition Technology™, the sensor listens for the actual pattern of breaking glass while eliminating most false alarm patterns. Recessed ShatterPro II sensors listen across the glass break frequency spectrum to differentiate the sound of breaking glass from most normal room sounds.

The test feature makes installation faster by eliminating the test mode jumper. The Recessed ShatterPro II is tested by activating the hand-held glassbreak tester at close range. Opening the sensor is unnecessary.

A simple hand-clap feature lets end-users confirm at any time that the Recessed ShatterPro II is operational. The sensor will blink twice.

The 5820A Recessed ShatterPro II detects in a full 360° coverage pattern, with a 25' (7.5 m) radius range from sensor to glass. The Recessed ShatterPro II is suitable for use in quiet occupied areas on the perimeter loop.



5820A

Standard Features

- **Recess mounts in a 1-inch diameter hole in ceiling or wall**
- **25' radius range protects an entire room with one sensor**
- **Protective sleeve makes removal easy**
- **Single Gang Box Kit for Prewire and Flush Mounting**

Model Numbers

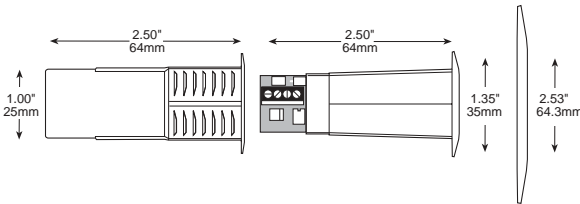
5820A-W, 5822A-W, 5825-W

Acoustic Glassbreak Sensor

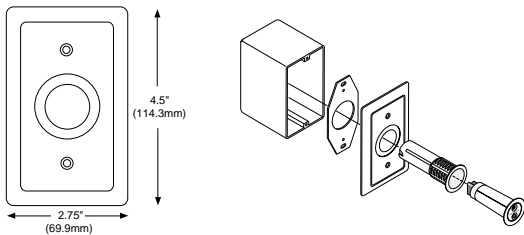
Recessed ShatterPro™ II and Accessories

5820A Series

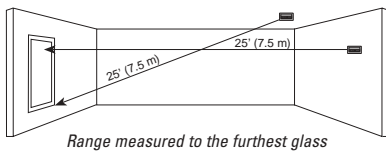
Dimensions – 5820A




Dimensions – 5829A



Mounting Location Range



Range measured to the furthest glass



Sensor has 360° coverage

Specifications

Electrical

Operational voltage

Current draw

Relay output

On resistance

Off resistance

Maximum loop rating

(relay or tamper loop)

Fails safe and opens on power loss

Environmental

Lightning suppression

Operating temperature

RFI immunity

Features

Housing material

Microphone

Sensitivity setting

Range

Glass types detected

Plate glass

Tempered glass

Wired glass

Laminated glass

Mounting location

Minimum distance from glass

Dimensions

Color

Listing

9 to 16V DC

12mA typical; 25mA max.

Normally closed,

open 4 seconds on alarm

5 to 20 Ω

>1 MΩ

16VDC, 50mA

400 watts for 1 msec pulse

0°F to 120°F (-18°C to +50°C)

10 V/meter from 1 to 1000MHz

Flame retardant ABS plastic

Omni-directional 360° electret

Factory set

25' (7.5m) measured to the farthest

point of glass

25' (7.5m) on the opposite wall

3/32" to 1/4" (2.39 to 6.4mm)

1/8" to 1/4" (.125 to 6.4mm)

1/4" (6.4 mm)

1/8" to 1/4" (.125 to 6.4mm)

Ceiling or any wall adjacent or

opposite to glass

3.3' (1m)

2.50" (64mm) D x 1.35" (34mm) W

White

UL-639

Ordering Information

Model	Description	Color	Listing
5820A-W	Recessed ShatterPro II, latch or non-latch LED	White	
5822A-W	Recessed ShatterPro II, tamper, latch or non-latch LED	White	UL
5709C-W	Hand-held Tester	White	
5825A-W	Single Gang Box Kit with ShatterPro II	White	



SURVEILLANCE
VIDEO.COM



800.955.5201

Email: sales@Surveillance-Video.com